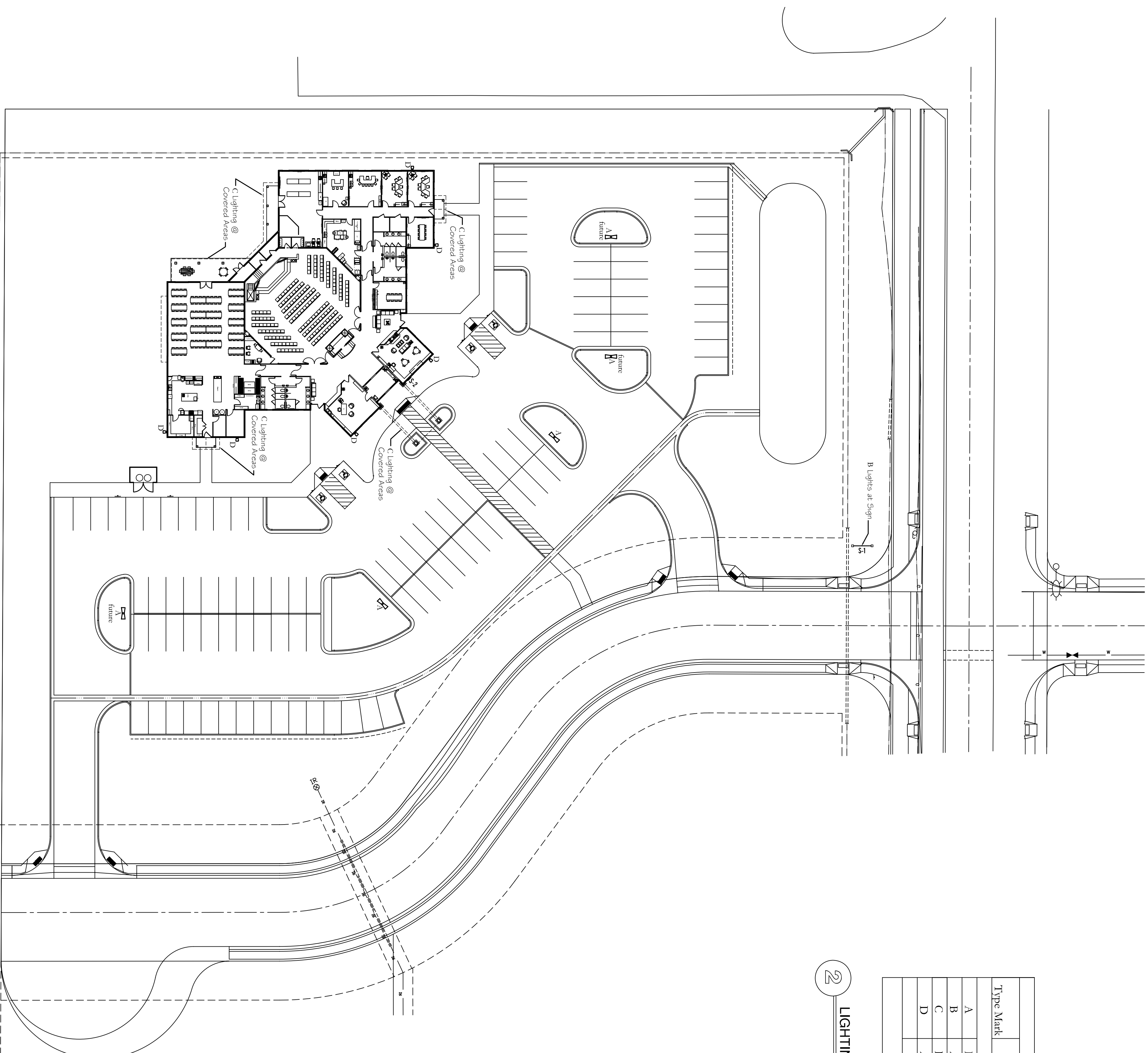


Type Mark	Type	Comments
A	Lithonia - KSF2-400M-R4W-240-SP09-PC	Nominal Mounting Height 20'-0". 32000 lumens per lamp
B	Alta - WA311-18-BRZ-PC	Bronze Fixture with 75W MR16
C	Elate - M4-P20-39M-MP400-P20-W	Open Downlight
D	Acculight - DW100MH-120-PC	Full cutoff surround with 60W incan. bulb


STAMP

2 LIGHTING SCHEDULE

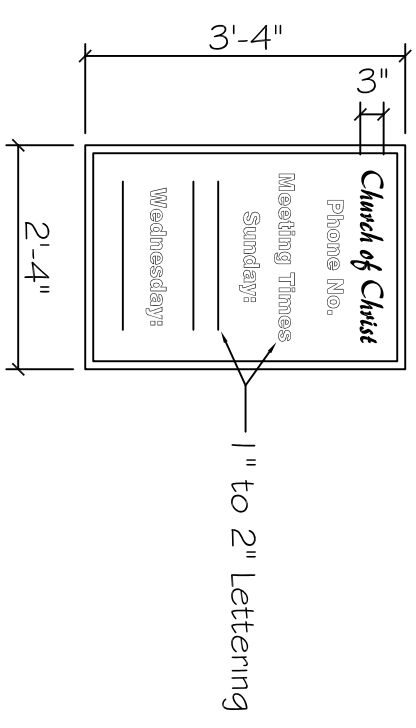


1 LIGHTING AND SIGNAGE PLAN

SCALE: 1/2" = 1'-0"



3 PRIMARY SIGN S-1
 SCALE: 1/2" = 1'-0"



4 SECONDARY SIGN S-2
 SCALE: 1/2" = 1'-0"

Church of Christ

Montrose, Colorado

Contractor

PROJECT NO: -
 PHASE: -
 ISSUE & DATE: -
 DRAWN BY: Gasha
 CHECKED BY: Phil

SHEET NAME

SHEET NUMBER